

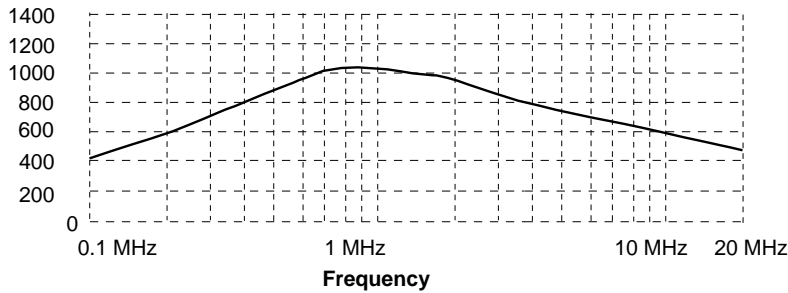


- Noise suppression Choke
- 250 Vrms Isolation
- 30 A Max. Rated Current

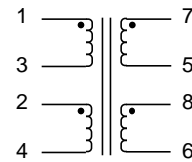
Electrical Parameters @ 25° C

Inductance (mH)	DCR (m Max.)	Turns Ratio	SRF (MHz Typ.)
.40-.90	0.005 [each winding]	1:1:1:1	1.2
Pins 1-3, 2-4, 7-5, 8-6	Pins 1-3, 2-4, 7-5, 8-6	Pins 1-3:2-4:7-5:8-6	

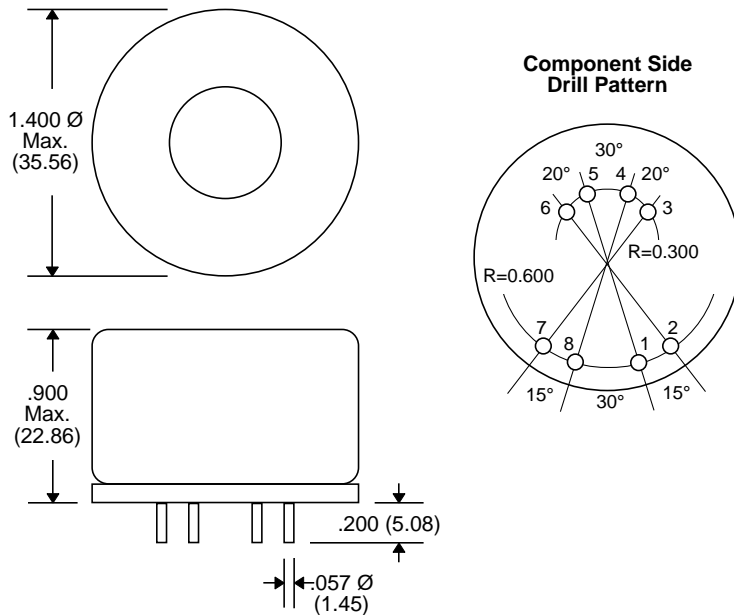
Impedance Curve



Schematic



Package



Unless Otherwise Specified Dimensions are in Inches /mm ± .010 / .25