

## EP157XX & EP157XX-LF

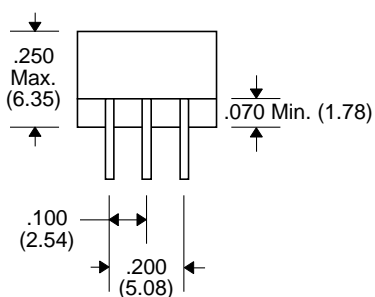
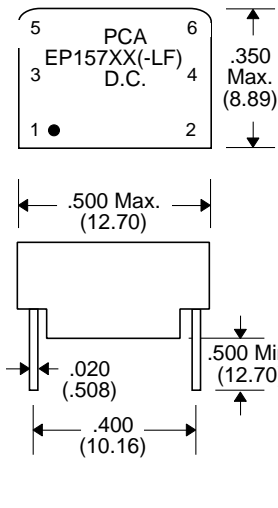


- UL94V0 Recognized Materials
- UL1446 Class B Insulating System
- Add “-LF” after part number for Lead-Free
- Storage Temperature : -40°C to +125°C
- Operating Temperature : 0°C to +70°C
- IR : 10 K meg Min. 500 Vdc
- Hipot : 500 Vdc

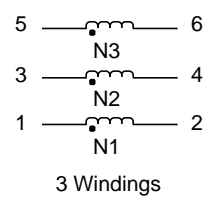
### Electrical Parameters @ 25° C

PCA Part Number	OCL Sine Wave (μH Min.)	Primary Et-Constant (V-μSec. Min.)	Interwinding Capacitance (pF Max.)	Leakage Inductance (μH Max.)	Rise Time (nS Max.)	Turns Ratio (± 5%)	DCR ( Max.)		
							Pri.	Sec.	Tert.
EP15760(-LF)	5000	25	60	1.3	10.5	1:1:1	3.9	3.9	3.9
EP15761(-LF)	2000	16	37	0.8	8.2	1:1:1	2.5	2.5	2.5
EP15762(-LF)	500	8.5	32	0.4	5.3	1:1:1	1.3	1.3	1.3
EP15763(-LF)	200	5.0	18	0.3	4.2	1:1:1	0.9	0.9	0.9
EP15764(-LF)	50	5.2	18	0.5	5.6	1:1:1	1.3	1.3	1.3
EP15765(-LF)	20	3.2	21	0.4	4.1	1:1:1	0.9	0.9	0.9
EP15766(-LF)	10	3.7	22	0.5	5.1	1:1:1	0.9	0.9	0.9
EP15767(-LF)	5000	25	33	3.6	16	2:1:1	3.9	2.0	2.0
EP15768(-LF)	2000	16	19	1.8	11	2:1:1	2.5	1.4	1.4
EP15769(-LF)	500	8.5	11	1.1	5.6	2:1:1	1.3	0.7	0.7
EP15770(-LF)	200	5.0	8	0.8	3.2	2:1:1	0.9	0.5	0.5
EP15772(-LF)	20	5.8	12	1.5	7.5	2:1:1	1.3	0.8	0.8
EP15777(-LF)	200	5.0	7	1.1	3.6	3:1:1	0.9	0.4	0.4
EP15779(-LF)	20	3.2	6	1.3	2.7	3:1:1	0.9	0.4	0.4
EP15782(-LF)	2000	16	20	2.5	13	4:2:1	2.5	1.4	0.8
EP15783(-LF)	500	8.5	13	0.9	4.7	4:2:1	1.4	1.8	0.5
EP15784(-LF)	200	5.0	8	0.8	3.7	4:2:1	0.9	0.9	0.4

### Package



### Schematic



Notes :	EP157XX	EP157XX-LF
1. Assembly Process (Solder Composition)	SnPb	Hot Dipped Sn or SnCu
2. Peak Temperature Rating	225°C (10 +2/-0) Seconds	260°C (10 +2/-0) Seconds
3. Weight	TBD grams	TBD grams
4. Packaging Information (Tube)	TBD pcs / tube	TBD pcs / tube

Unless Otherwise Specified Dimensions are in Inches /mm ± .010 /.25