

EPA045-X & EPA045-X-LF

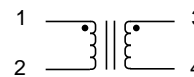
- Designed for Hub and Node Applications
- Available in Single and Dual Low Profile Packages
- Meets the High-Reliability Specs of IEEE 802.3 Standards (Type 1 Base 5)
- Add “-LF” after part number for Lead Free
- Hipot : 2000 Vrms

Electrical Parameters @ 25° C

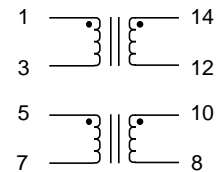
PCA Part Number	OCL (mH ± 20%)	Interwinding Capacitance (pF Max.)	Leakage Inductance (µH Max.)	Turns Ratio (± 5%)	DCR (Max.)		Package & Schematic
EPA045-1(-LF)	2.5	25	8	1:1	1.0	1.0	A
EPA045-2(-LF)	2.5	25	8	1:1	1.0	1.0	B
EPA045-3(-LF)	2.5	40	1	1:1	1.0	1.0	A

Notes :	EPA045-X	EPA045-X-LF
1. Assembly Process (Solder Composition)	(Lead Finish) SnPb	Sn100
2. Peak Solder Rating (per JESD22-B106-B)	260°C 10 (+2/-0) seconds	260°C 10 (+2/-0) seconds
3. Weight	TBD grams	TBD grams
4. Packaging Information (Tube)	TBD pieces/tube	TBD pieces/tube

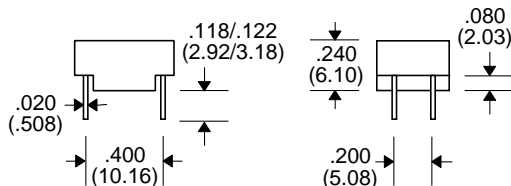
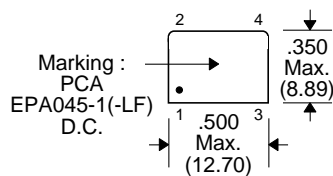
Schematic A



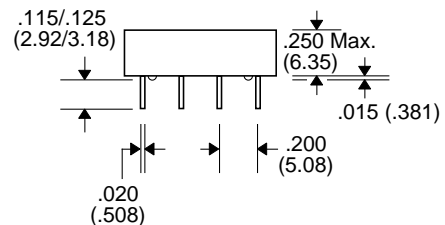
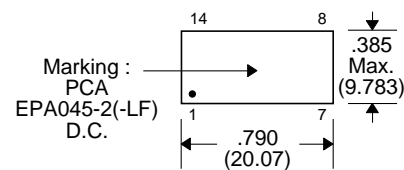
Schematic B



Package A



Package B



Unless Otherwise Specified Dimensions are in Inches /mm ± .010 / .25