

## EPC3166-X

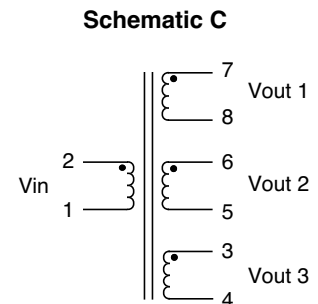
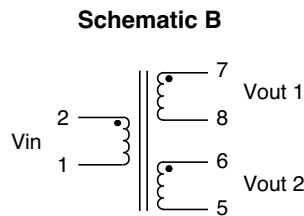
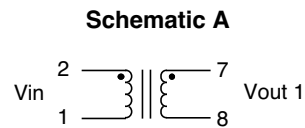
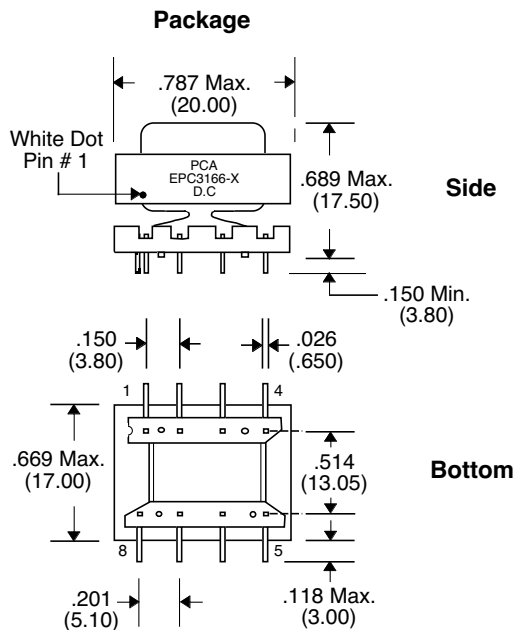


- Used in SMPS Flyback Topology
- Designed for use with National Semiconductor Chips LM2585 to LM2588
- UL94V-0 Recognized Components
- UL1446 Class B Insulation System
- Very Low Core Loss
- 750 Vrms Isolation

### Electrical Parameters @ 25° C

PCA Part Number	Chipset	Xfmr Code	Voltage (Vdc)				Primary OCL ( $\mu\text{H} \pm 10\%$ ) @ 10 KHz, 0.1 Vrms	Current (Amp. Max.)			Turns Ratio	Schematic
			V in Pins 1-2	V out 1	V out 2	V out 3		Sec. 1	Sec. 2	Sec. 3		
EPC3166-1	LM2587/88	T1	4-6	3.3	N	N	22	1.8	N	N	1:1	A
	LM2587/88	T1	4-6	5.0	N	N	22	1.4	N	N	1:1	A
	LM2587/88	T1	8-16	12.0	N	N	22	1.2	N	N	1:1	A
	LM2585/86	---	14-16	11.25	N	N	22	2.5	N	N	1:1	A
EPC3166-2	LM2587/88	T2	4-6	12.0	-12	N	22	0.3	0.3	N	1:2.5:2.5	B
EPC3166-5	LM2585/86	T5	18-36	5.0	12	-12	66	1.8	0.25	0.25	1:5:1.15:1.15	C
EPC3166-6	LM2585/86	T6	4-6	12.0	-12	N	65	0.15	0.15	N	1:1.2:1.2	B
	LM2585/86	T6	18-36	12.0	-12	N	65	0.6	0.6	N	1:1.2:1.2	B
EPC3166-7	LM2585/86	T7	4-6	3.3	N	N	47	1.4	N	N	1:1	A
	LM2585/86	T7	4-6	5.0	N	N	47	1.0	N	N	1:1	A
	LM2585/86	T7	8-16	12.0	N	N	47	0.8	N	N	1:1	A

LM2585/2586/2587 Switching Frequency : 100 KHz • LM2588 Switching Frequency : 200 KHz •  
 • Note : "N" means Not Required/No Connections •



Unless Otherwise Specified Dimensions are in Inches /mm  $\pm .010 / .25$