

## EPC3394G & EPC3394G-LF

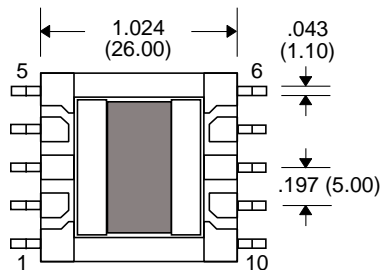
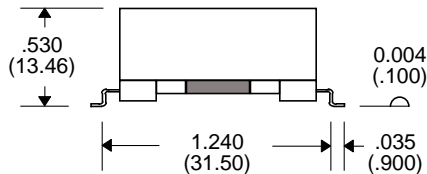
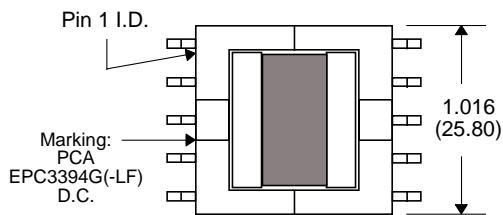


- 45W PoE Applications
- Designed to work with LT1725
- Used in Flyback Topology Converter
- Bobbin : UL94V-0 Recognized Materials
- Storage Temperature : -40°C to +125°C
- Operating Temperature : 0°C to +70°C
- UL 1446 Class B Insulation System
- Duty Cycle : 50% Max.

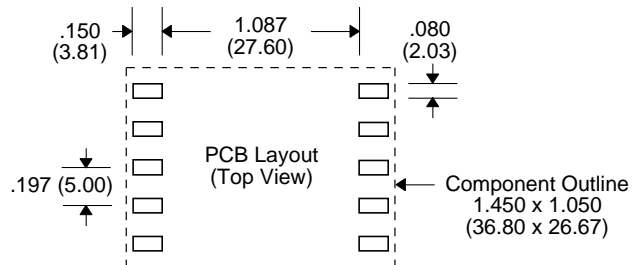
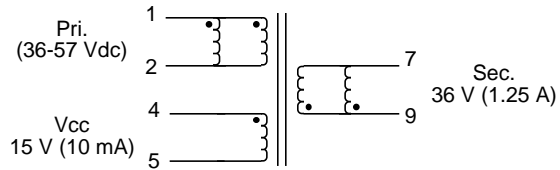
### Electrical Parameters @ 25° C

Inductance ( $\mu\text{H} \pm 10\%$ )	DCR ( Typ.)			Turns Ratio		Leakage Inductance ( $\mu\text{H}$ Max.)	Dielectric Rating (Vrms)
	@ 100 KHz, 1.0 Vrms						
42	0.026	0.600	0.03	2.33:1	1:1	1.0	1500
Pins 1-2	Pins 1-2	Pins 4-5	Pins 7-9	Pins 1-2:4-5	Pins 1-2:7-9	Pins 1-2 All other wdg's shorted	Wdg's - Wdg's Wdg's - Core

### Package



### Schematic



Notes :	EPC3394G	EPC3394G-LF
1. Lead Finish	SnPb	Hot Tin Dip (Sn) or (SnCu)
2. Peak Solder Rating (for wave solder process Only)	225°C	260°C
3. Weight	24 grams	24 grams
4. Packaging Information (Tube)	20 pcs / tube	20 pcs / tube

Unless Otherwise Specified Dimensions are in Inches /mm  $\pm .010 / .25$