

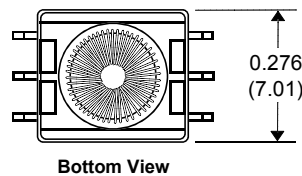
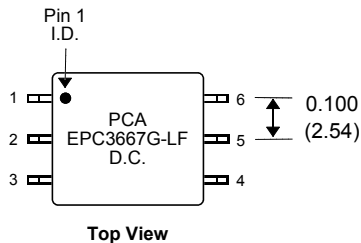


- Designed to work with Texas Instruments SN6501
- Operating Temperature : -40°C to +125°C
- UL 94V-0 Recognized Components
- RoHS Compliant / Lead Free
- Switching Frequency : 250KHz to 550KHz

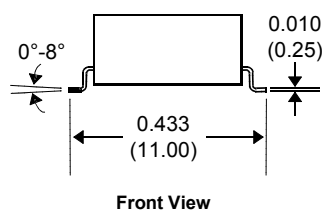
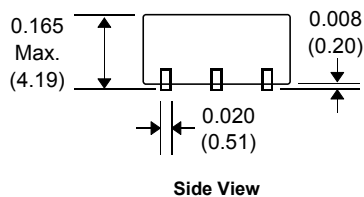
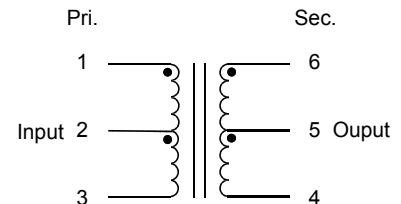
Electrical Parameters @ 25° C

Inductance (mH Min.)	Turns Ratio (± 2%)	ET (v-μSec.)	Vin - Vout/Iout		Le (uH, Typ.)	DCR (Ω Typ.)		Dielectric Rating (Vac)
			Vin	Vout/Iout				
@10KHz, 100mVAC			Vin	Vout/Iout				60 secs.
1.0	1 : 1.1	7.2	3.3Vdc	3.3V/100mA	0.250	0.350	0.420	1500
Pins 1 - 3	Pins 1 - 3 : 6 - 4	Pins 1 - 2, Pins 2 - 3			Pins 1-3, w/ sec shorted	Pins 1 - 3	Pins 6 - 4	Pri. - Sec.

Package



Schematic



Notes :	EPC3667G-LF
1. Assembly Process	Hot Dipped Sn or SnCu
2. Peak Solder Rating	245°C
3. Weight	TBD grams
4. Packaging Information (Tube)	TBD / tube
(Tape & Reel)	TBD /13" reel

Unless Otherwise Specified Dimensions are in Inches /mm ± .010 /.25