

EPG4010F



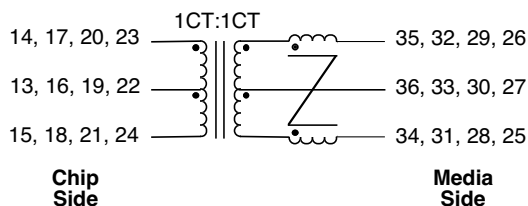
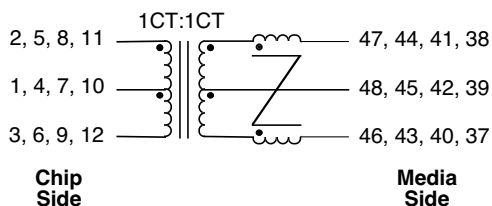
- Complies with or exceeds IEEE 802.3 1000Base-T Standards
- Guaranteed to operate with 8 mA DC Bias at 0°C to +70°C
- Transfer Molded Part
- 1500 Vrms Isolation

Electrical Parameters @ 25° C

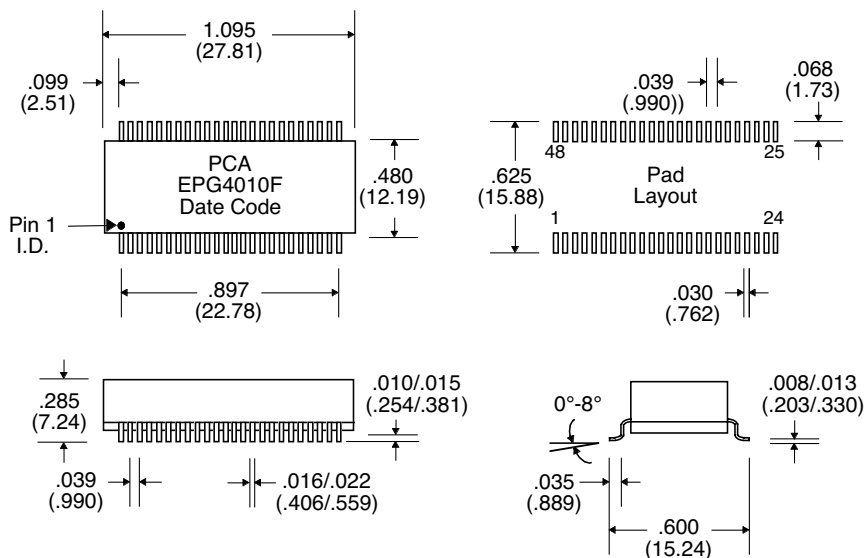
OCL (μ H Min.)	Insertion Loss (dB Max.)	Return Loss (dB Min.)					CMRR (dB Min.)			Crosstalk (dB Min.)		
		1-30 MHz	40 MHz	50 MHz	60-80 MHz	100 MHz	30 MHz	60 MHz	100 MHz	30 MHz	60 MHz	100 MHz
@ 100 KHz, 0.1 Vrms 8 mA DC bias	1-100 MHz	1-30 MHz	40 MHz	50 MHz	60-80 MHz	100 MHz	30 MHz	60 MHz	100 MHz	30 MHz	60 MHz	100 MHz
350 (Media Side)	-1.4	-16	-14.4	-13.1	-12	-10	-45	-40	-35	-43.5	-37.5	-33

• Impedance : 100 Ω •

Schematic



Package



Unless Otherwise Specified Dimensions are in Inches /mm $\pm .010 / .25$